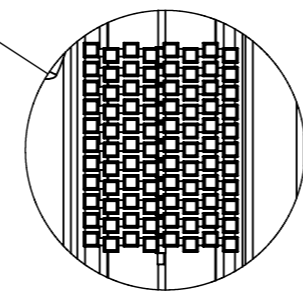
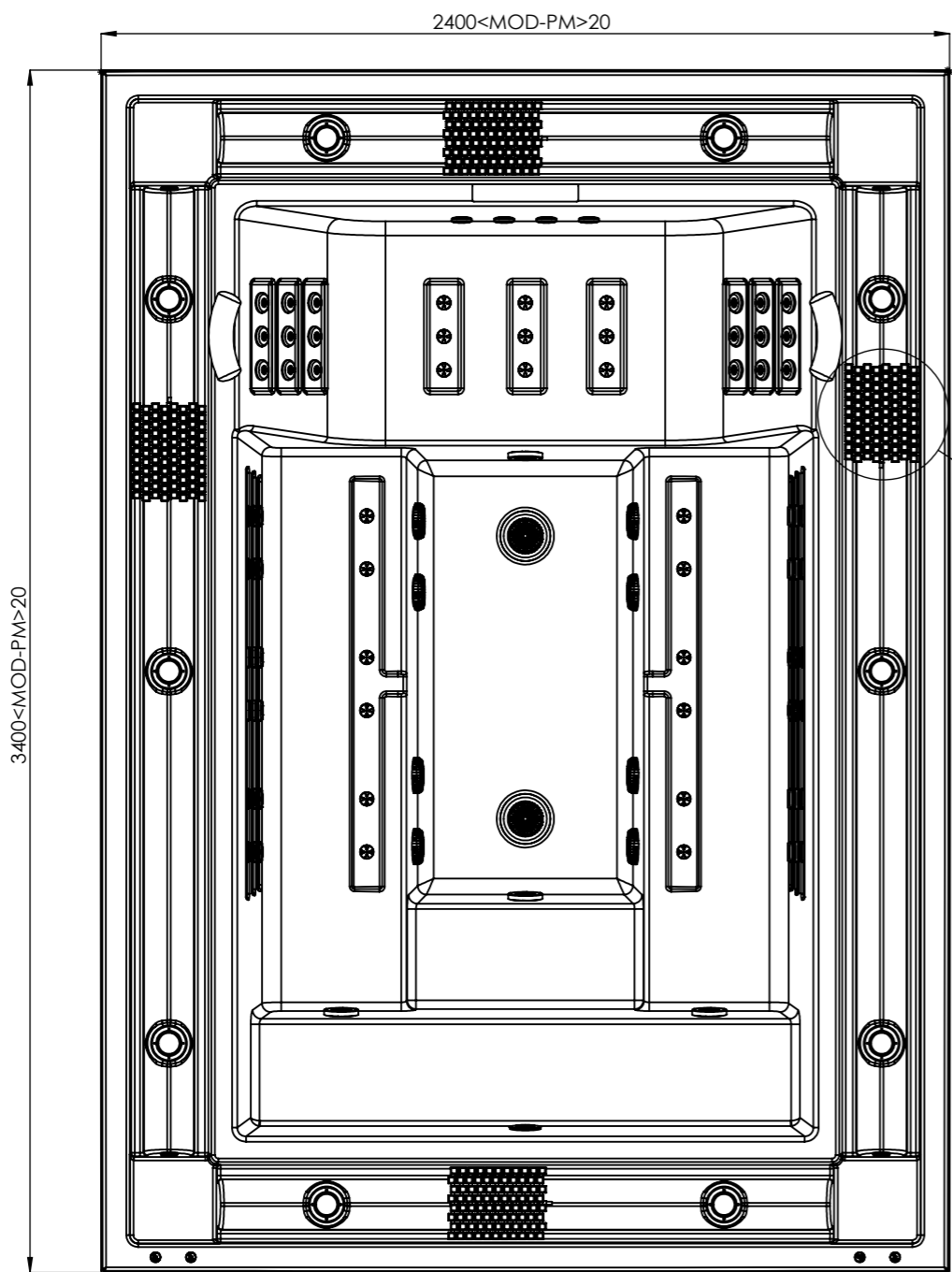
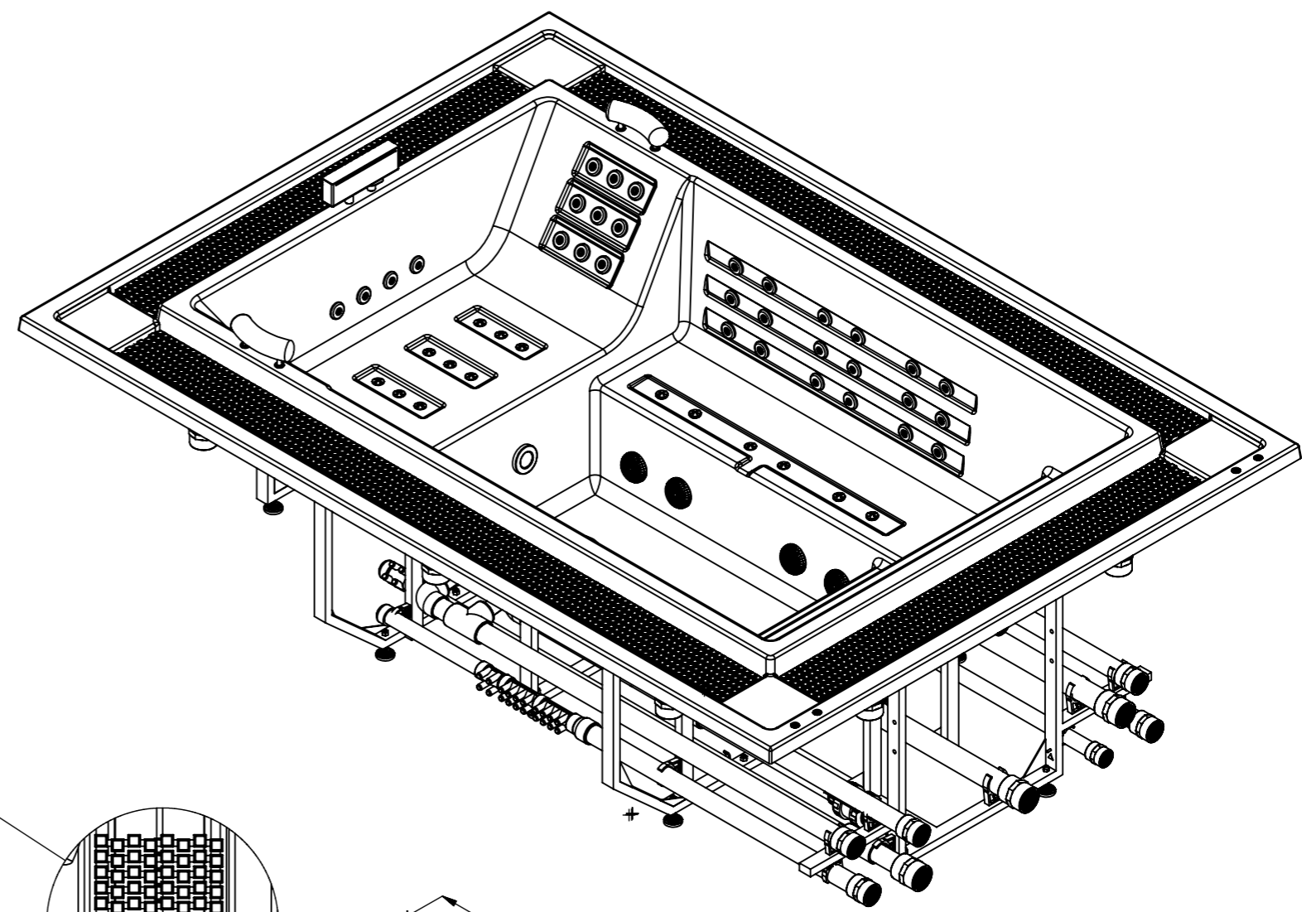
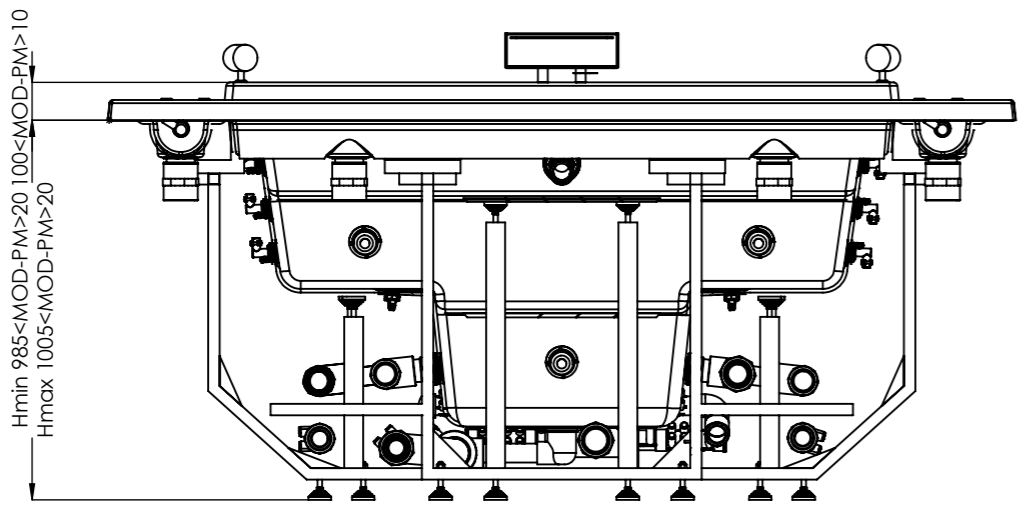
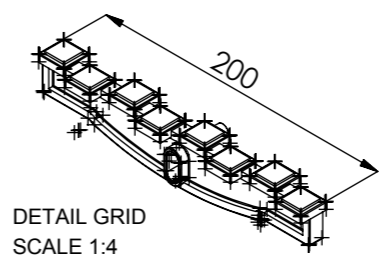


General specifications	
Spa weight (dry)	500 Kg
Spa weight (filled)	2700 Kg
Package dimension	3970x2300x2280mm
Package weight	600 Kg



A (1 : 10)



DETAIL GRID  
SCALE 1:4

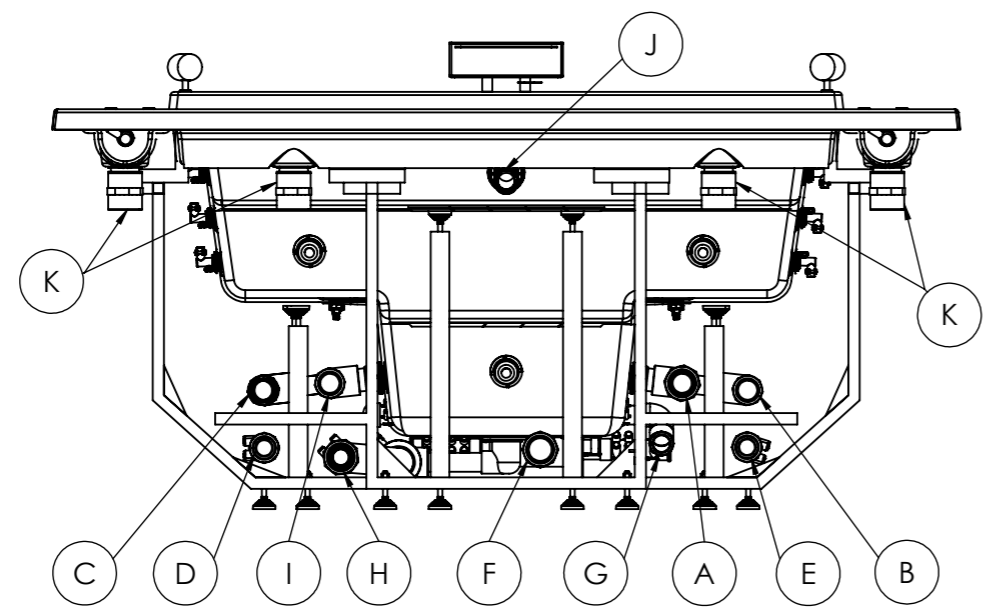
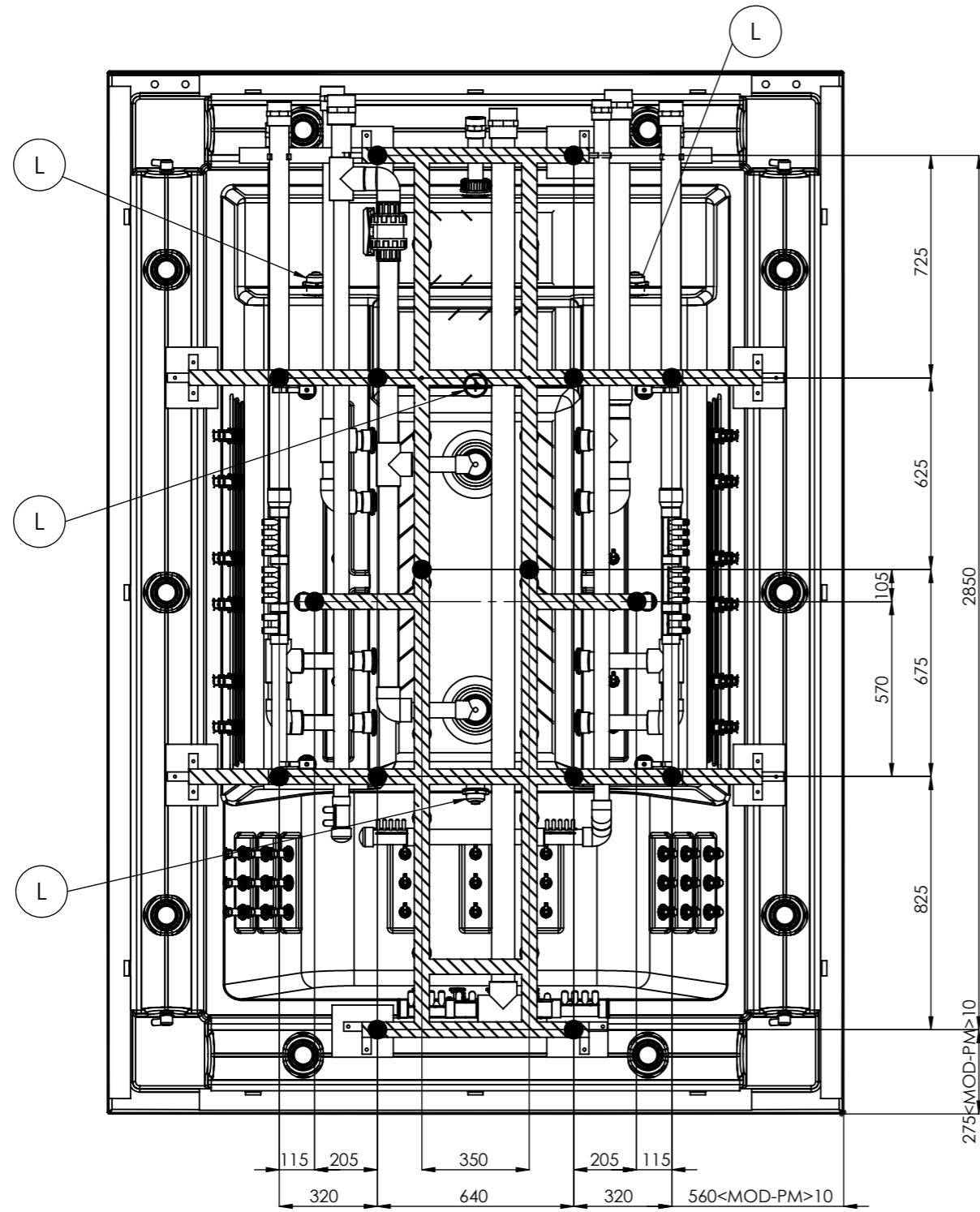
VALID FROM 30/08/2017

According to our policy of continuous improvement, dimensions, features or components of this product can be partially or completely changed without prior notice. It's Customer responsibility to verify that this is the last version of the drawing

Change No.	Date	Name	Modification
08	30/08/2017	R.Vallès	Direction of I/H, and legend updated.
07	28/04/2016	I.Pozo	Change light and drain. Add table
06	15/06/15	I.Pozo	Change tolerance heigh spa
05	16/09/14	I.Pozo	Add 2 Spa support
04	12/06/14	I.Pozo	New spare template

Remarks Dimensions in mm. General Tolerances +/- 10mm			COMMERCIAL		
Drawn	24/06/11	J.Jorba		Part Number	Rev.
Checked	-	V.Saiz		53993	08
Scale 1:20	General Tolerance DIN 7168 ISO 2768g				
Sheet 1/3					

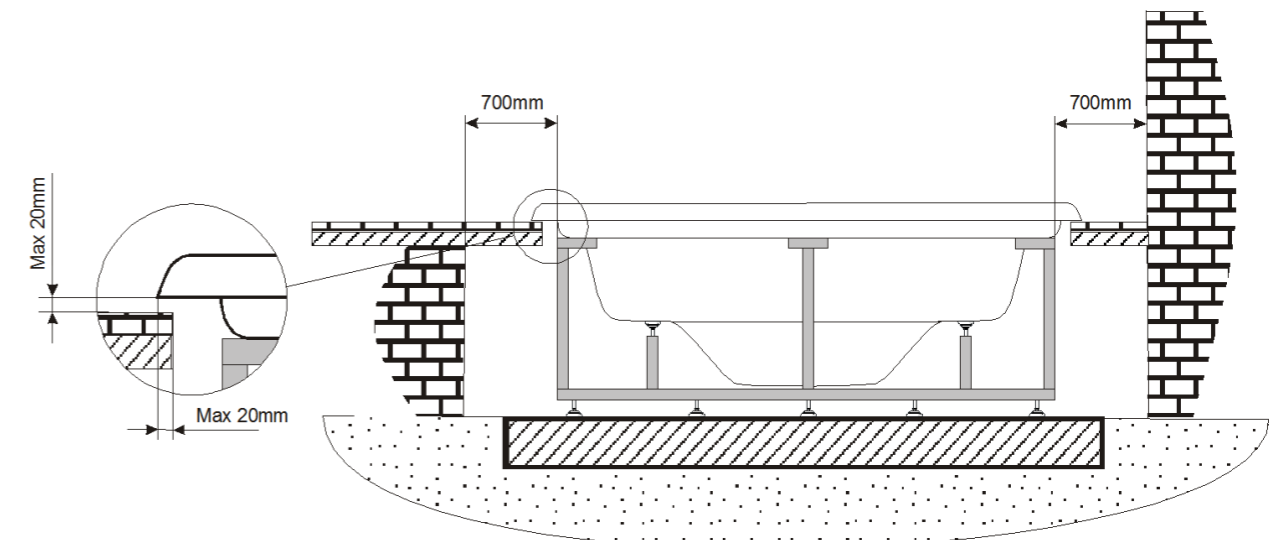
↑ ↑  
HYDRAULIC CONNECTIONS ACCESS



A	Suction-Water Massage Pump 1	75 FEMALE SOCKET
B	Suction-Water Massage Pump 2	63 FEMALE SOCKET
C	Suction-Water Massage Pump 3	63 FEMALE SOCKET
D	Return-Water Massage Pump 3	63 FEMALE SOCKET
E	Return-Water Massage Pump 2	63 FEMALE SOCKET
F	Return-Water Massage Pump 1	75 FEMALE SOCKET
G	Return-Air Massage	50 FEMALE SOCKET
H	Suction/Return-Filtration Pump Bottom Spa	63 FEMALE SOCKET
I	Return-Filtration Pump Inlets	63 FEMALE SOCKET
J	Suction drain vacuum clean	50 FEMALE SOCKET
K	Overflow Drains (10x)	75 FEMALE SOCKET
L	Light	

VALID FROM 30/08/2017

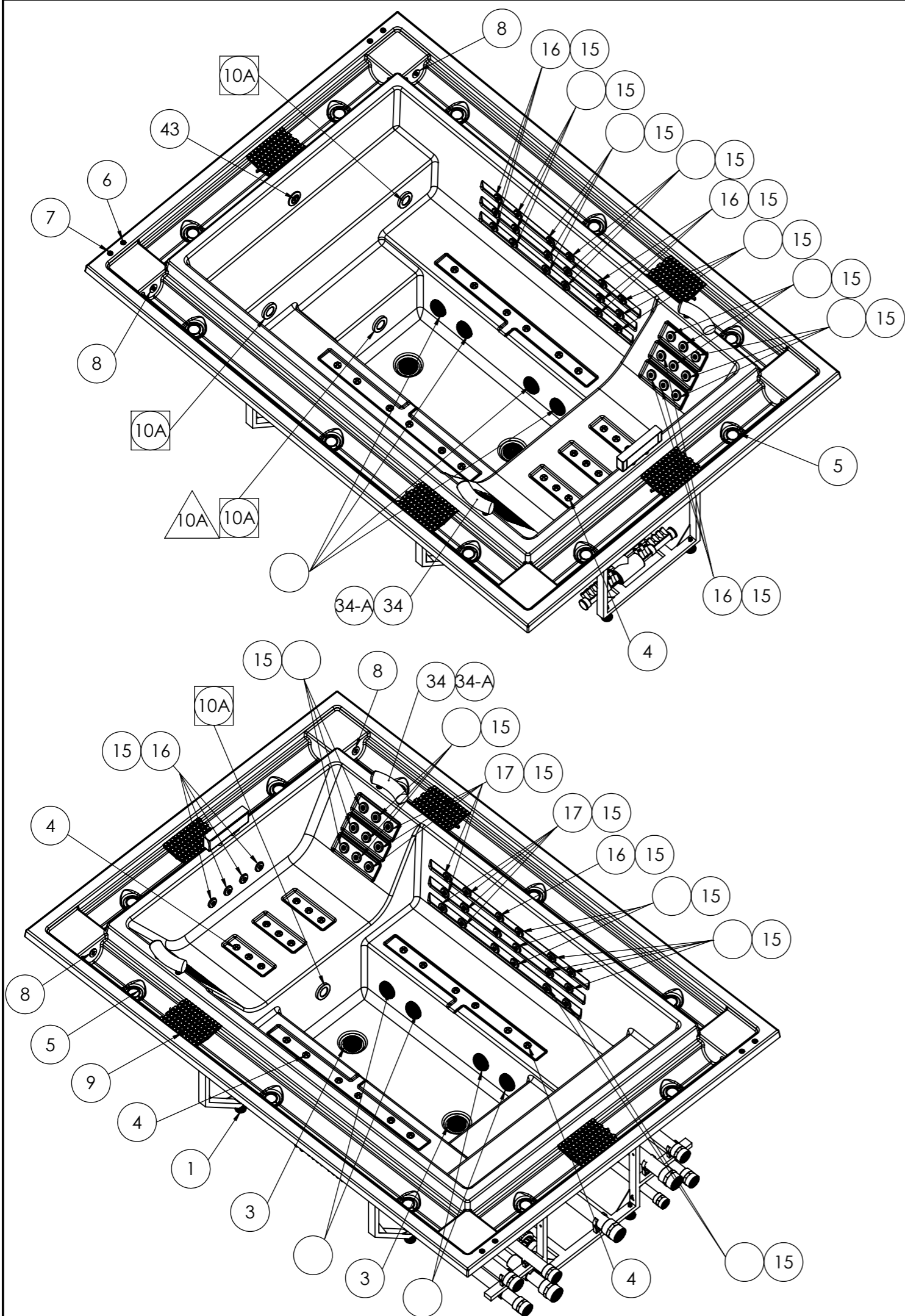
**WARNING:**  
It's essential to keep a minimum clearance access of 700mm all around.



According to our policy of continuous improvement, dimensions, features or components of this product can be partially or completely changed without prior notice.  
It's Customer responsibility to verify that this is the last version of the drawing

Change No.	Date	Name	Modification
08	30/08/2017	R.Vallès	Direction of I/H, and legend updated.
07	28/04/2016	I.Pozo	Change light and drain. Add table
06	15/06/15	I.Pozo	Change tolerance high spa
05	16/09/14	I.Pozo	Add 2 Spa support
04	12/06/14	I.Pozo	New spare template

Remarks Dimensions in mm. General Tolerances +/- 10mm			COMMERCIAL		
Drawn	24/06/11	J.Jorba		Part Number	Rev.
Checked	--	V.Saiz		53993	08
Scale 1:20	General Tolerance DIN 7168 ISO 2768g			First Angle Projection	
Sheet 2/3	Property of IBERSPA S.L. Avda. Pla d'Urgell 2-8 25200 Cervera, Spain. Don't use without permission. Keep this information confidential and use it solely for the permitted purpose.				

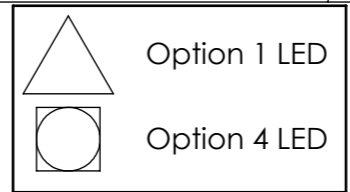


STAINLESS STEEL JETS + WHITE LIGHT			
Position Num.	PartNo SPARE	Description SPARE	Quant.
1	303325R	SPA SUPPORT	16
2	RPOR0223	WHITE SPA DRAIN 2" ADAPTOR SOCKET D.50	8
3	RPOR0224	WHITE SPA DRAIN 2" ADAPTOR ELBOW 90 D.50	2
4	REMP0046	WHITE-STAINLESS STEEL AIR NOZZLE	21
5	REMP0051	WHITE SPA DRAIN 2 1/2"	10
6	REMP0034	DIGITAL BUTTON IP68 ALUM. AIR	1
7	REMP0033	DIGITAL BUTTON IP68 ALUM. WATER	3
8	RROT0063	INTERNAL GREY DRAINPIPE	4
9	REMP0047	CURVED GRATING WIDTH 200 mm (21 PIECES)	376
10	RCOM0071	HIGH INTENSITY WHITE LED SPOTLIGHTS + STAINLESS STEEL ESCUTCHEON SPOTLIGHT	1
15	RPOR0235	JET BODY SET RD 2"	58
16	RPOR0230	FRONTAL JET 2" STAINLESS STEEL DIRECTIONAL	31
17	RPOR0260	JET TWIN ROTO 2" INOX	27
34	REMP0049	WHITE ROUND HEADREST SPA	2
34-A	REMP0049-A	ANCHORAGE HEADREST ROND	4
43	REMP0052	VACUUM POINT	1
44	REMP0053	TOKIO SPA WATERFALL	1
			1

STAINLESS STEEL JETS + COLOUR LIGHT			
Position Num.	Part No SPARE	Description SPARE	Quant.
1	303325R	SPA SUPPORT	16
2	RPOR0223	WHITE SPA DRAIN 2" ADAPTOR SOCKET D.50	8
3	RPOR0224	WHITE SPA DRAIN 2" ADAPTOR ELBOW 90 D.50	2
4	REMP0046	WHITE-STAINLESS STEEL AIR NOZZLE	21
5	REMP0051	WHITE SPA DRAIN 2 1/2"	10
6	REMP0034	DIGITAL BUTTON IP68 ALUM. AIR	1
7	REMP0033	DIGITAL BUTTON IP68 ALUM. WATER	3
8	RROT0063	INTERNAL GREY DRAINPIPE	4
9	REMP0047	CURVED GRATING WIDTH 200 mm (21 PIECES)	376
10	RCOM0063	HIGH INTENSITY COLOURS LED SPOTLIGHTS + STEEL ESCUTCHEON SPOTLIGHT	4
15	RPOR0235	JET BODY SET RD 2"	58
16	RPOR0230	FRONTAL JET 2" STAINLESS STEEL DIRECTIONAL	31
17	RPOR0260	JET TWIN ROTO 2" INOX	27
34	REMP0049	WHITE ROUND HEADREST SPA	2
34-A	REMP0049-A	ANCHORAGE HEADREST ROND	4
43	REMP0052	VACUUM POINT	1
44	REMP0053	TOKIO SPA WATERFALL	1
			1

WHITE JETS + WHITE LIGHT			
Position Num.	PartNo SPARE	Description SPARE	Quant.
1	303325R	SPA SUPPORT	16
2	RPOR0223	WHITE SPA DRAIN 2" ADAPTOR SOCKET D.50	8
3	RPOR0224	WHITE SPA DRAIN 2" ADAPTOR ELBOW 90 D.50	2
4	REMP0029	KIT STORM AIR NOZZLE	17
5	REMP0051	WHITE SPA DRAIN 2 1/2"	10
6	REMP0034	DIGITAL BUTTON IP68 ALUM. AIR	1
7	REMP0033	DIGITAL BUTTON IP68 ALUM. WATER	3
8	RROT0063	INTERNAL GREY DRAINPIPE	4
9	REMP0047	CURVED GRATING WIDTH 200 mm (21 PIECES)	376
10	RCOM0070	HIGH INTENSITY WHITE LED SPOTLIGHTS + WHITE ESCUTCHEON SPOTLIGHT	1
15	RPOR0235	JET BODY SET RD 2"	58
16	REMP0056	JET DIRECTIONAL 2" WHITE	31
17	REMP0057	JET 2" TWIN ROTO WHITE	27
34	REMP0049	WHITE ROUND HEADREST SPA	2
34-A	REMP0049-A	ANCHORAGE HEADREST ROND	4
43	REMP0052	VACUUM POINT	1
44	REMP0053	TOKIO SPA WATERFALL	1
4	REMP0046	WHITE-STAINLESS STEEL AIR NOZZLE	4
			1

WHITE JETS + COLOUR LIGHT			
Position Num.	PartNo SPARE	Description SPARE	Quant.
1	303325R	SPA SUPPORT	16
2	RPOR0223	WHITE SPA DRAIN 2" ADAPTOR SOCKET D.50	8
3	RPOR0224	WHITE SPA DRAIN 2" ADAPTOR ELBOW 90 D.50	2
4	REMP0029	KIT STORM AIR NOZZLE	17
5	REMP0051	WHITE SPA DRAIN 2 1/2"	10
6	REMP0034	DIGITAL BUTTON IP68 ALUM. AIR	1
7	REMP0033	DIGITAL BUTTON IP68 ALUM. WATER	3
8	RROT0063	INTERNAL GREY DRAINPIPE	4
9	REMP0047	CURVED GRATING WIDTH 200 mm (21 PIECES)	376
10	RCOM0061	HIGH INTENSITY COLOURS LED SPOTLIGHTS + WITHE ESCUTCHEON SPOTLIGHT	4
15	RPOR0235	JET BODY SET RD 2"	58
16	REMP0056	JET DIRECTIONAL 2" WHITE	31
17	REMP0057	JET 2" TWIN ROTO WHITE	27
34	REMP0049	WHITE ROUND HEADREST SPA	2
34-A	REMP0049-A	ANCHORAGE HEADREST ROND	4
43	REMP0052	VACUUM POINT	1
44	REMP0053	TOKIO SPA WATERFALL	1
4	REMP0046	WHITE-STAINLESS STEEL AIR NOZZLE	4
			1



VALID FROM 30/08/2017

According to our policy of continuous improvement, dimensions, features or components of this product can be partially or completely changed without prior notice. It's Customer responsibility to verify that this is the last version of the drawing

08	30/08/2017	R.Vallès	Direction of I/H, and legend updated.		
07	28/04/2016	I.Pozo	Change light and drain. Add table		
06	15/06/15	I.Pozo	Change tolerance heigh spa		
05	16/09/14	I.Pozo	Add 2 Spa support		
04	12/06/14	I.Pozo	New spare template		
Change No.	Date	Name	Modification		
Remarks Dimensions in mm. General Tolerances +/- 10mm					
Drawn	24/06/11	J.Jorba			
Checked	-	V.Saiz			
Scale 1:25	General Tolerance DIN 7168 ISO 2768g				
Sheet 3/3					
Part Number		53993	Rev.	08	First Angle Projection
Property of IBERSPA S.L. Avda. Pla d'Urgell 2-8 25200 Cervera, Spain. Don't use without permission. Keep this information confidential and use it solely for the permitted purpose.					